

Tommaslide 200

Straight sliding door system



Suitable for doors up to 200kg.



Featuring high quality components



Full technical support



Soft open & close



FastFix or Full Height brackets



Soffit fixed or face fixed

10 Year warranty

On all Tommaslide rollers

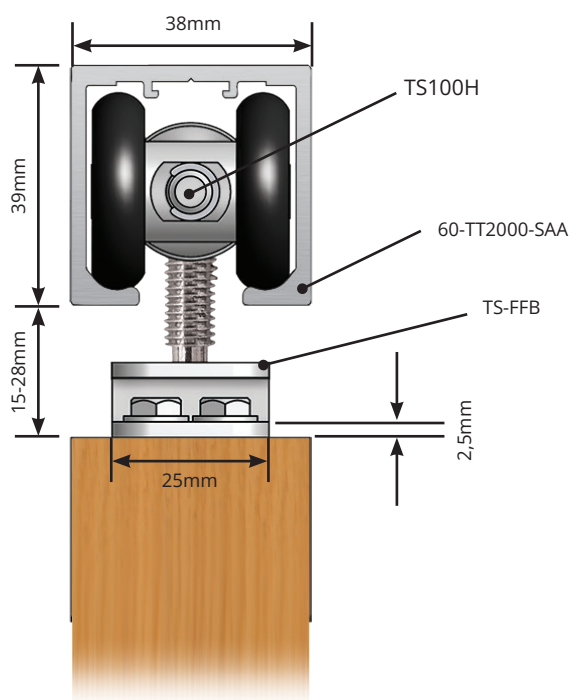
Tommaslide 200 is a modern, top hung sliding door system that can be operated with an effortless touch, producing a consistent smooth operation throughout the product lifetime for panels weighing up to 200kg.

The Tommaslide 200 can be Soffit fixed to your door frame or Face fixed to the side of your wall. All Tommaslide rollers are tested to 100,000 cycles and come with a 10 year warranty.

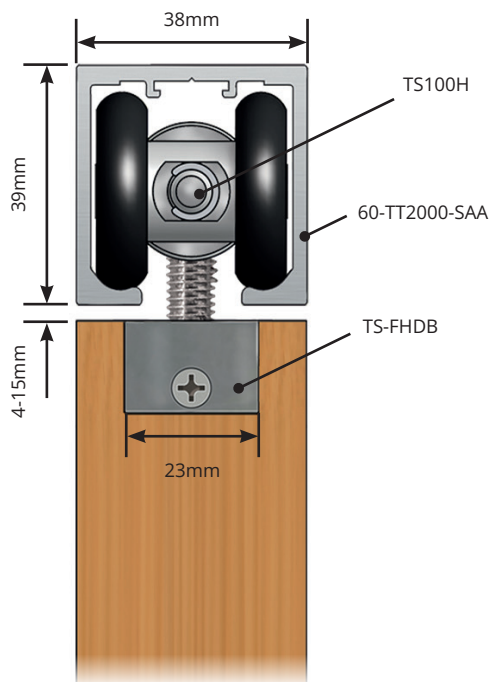
- Maximum door weight without soft close: 200kg
- Maximum door weight with soft close: 160kg
- Minimum panel width with soft close and open: 800mm
- Minimum panel width with soft close: 400mm
- Minimum door thickness: 30mm

Door bracket choices

Fastfix Bracket



Full Height Bracket




Fastfix without soft close Kit components - Code: TS200FFD

High impact door stop



Code: TS200DS

4 Wheeled door hanger



Code: TS200H

FastFix bracket



Code: TS-FFB

Screws are included with all kits - TS-FFB-SC | Spanner is also included - TS-SPAN-PRES

Fastfix soft close Kit Components - Code: TS160FFD/1-160

High impact door stop



Code: TS200DS

4 Wheeled door hanger



Code: TS160H

FastFix bracket



Code: TS-FFB

Soft close



Code: TS160SC160

Screws are included with kit - TS-FFB-SC | Spanner is also included - TS-SPAN-PRES

Fastfix soft close & open Kit components - Code: TS160FFD/2-160

FastFix bracket



Code: TS-FFB

Soft close



Code: TS160SC160

Soft close trigger plate



Code: TSSCT

Screws are included with kit - TS-FFB-SC | Spanner is also included - TS-SPAN-PRES

Full Height without soft close Kit components - Code: TS200FHD

High impact door stop



Code: TS200DS

4 Wheeled door hanger



Code: TS200H

Full Height bracket




Code: TS-FHDB

Screws are included with all kits - TS-FFB-SC | Spanner is also included - TS-SPAN-PRES

Tommaslide 200 specification

Full Height soft close Kit components - Code: TS160FHD/1-160

High impact door stop



Code: TS200DS

4 Wheeled door hanger




Code: TS160H

Full Height bracket



Code: TS-FHDB

Soft close



Code: TS160SC160

Screws are included with kit - TS-FFB-SC | Spanner is also included - TS-SPAN-PRES


Full Height soft close & open Kit Components - Code: TS160FHD/2-160

Full Height bracket



Code: TS-FHDB

Soft close



Code: TS160SC160

Soft close trigger plate

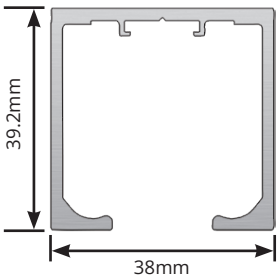


Code: TSSCT


Screws are included with kit - TS-FFB-SC | Spanner is also included - TS-SPAN-PRES

Top track Satin Aluminium

Length	Code
2 Metre	60-TT2000-SAA
3 Metre	60-TT3000-SAA
4 Metre	60-TT4000-SAA
6 Metre	60-TT6000-SAA

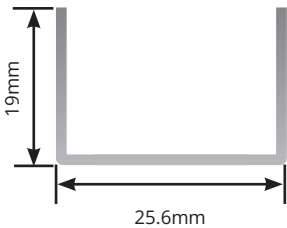


Code: TSFFB




Bottom track Satin Aluminium

Length	Code
2 Metre	10-60-BT2000-CA
3 Metre	10-60-BT3000-CA
4 Metre	10-60-BT4000-CA
6 Metre	10-60-BT6000-CA



Bottom guides

Single bearing guide



Code: TS-SBG

Single guide



Code: TS-NG

Floor guide



Code: TS-FG
To suit doors between
30 & 60mm

