



## Glide Pocket Door

Single or Double Sliding Door System



Maximum door panel weight of 90kg.



Featuring high quality components



Full technical support



Complete Adjustment



Top hung sliding system



Suitable for a range of materials

Our Glide Pocket Door kit is a cost effective, innovative sliding solution, which creates more usable space than traditional hinged doors.

Completely adjustable, smooth rolling and easy to install; it's the perfect solution to your pocket door needs.

## Pocket Door Components



Timber Header



Door Hangers



Rubber Buffer




Spanner



Fixing Screws



Support Studs



Stud Foot Brackets



Pair Door Guides



Push to Close Buffer



Softclose  
80kg capacity




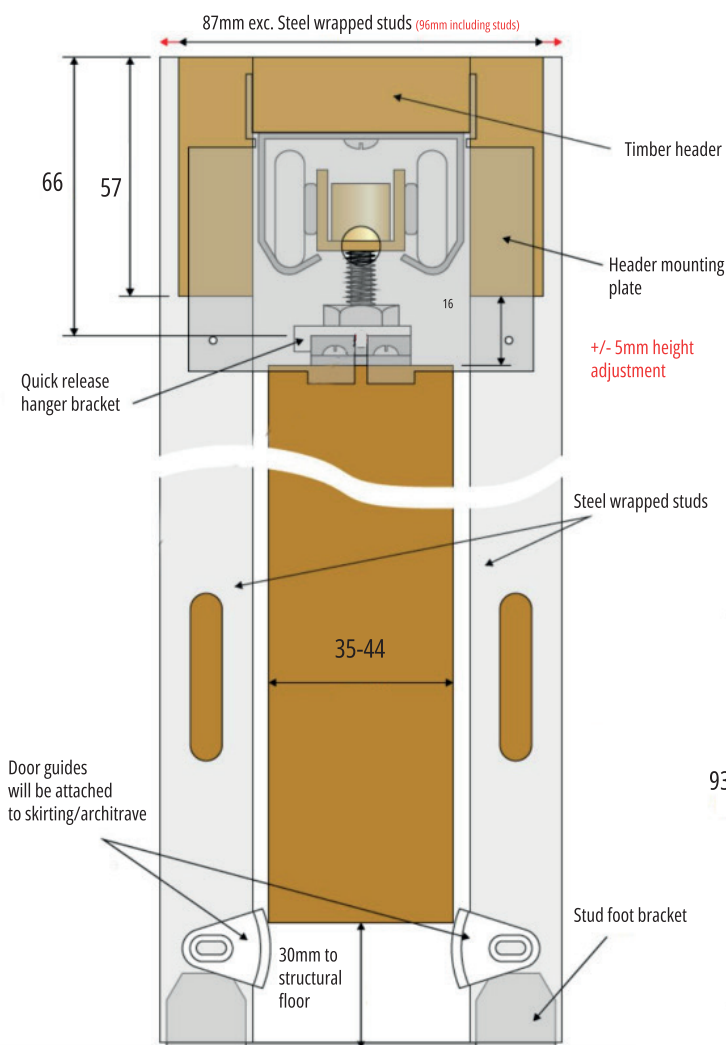
Joint Kit  
For Double Pocket Doors

Description	Code
Glide Pocket Door Kit 1 Max Door 915mm x 2032mm 90kg capacity (Includes: 6x Support Studs, 1x Timber Header, 3x Stud Foot Brackets, 1x Pair of Door Hangers, 1x Pair Door Guides & Screws, 1x Rubber Buffer, 1x Spanner and 30x Fixing Screws)	Glide1
Glide Pocket Door Kit 2 Max Door 1200mm x 2400mm 90kg capacity (Includes: 6x Support Studs, 1x Timber Header, 3x Stud Foot Brackets, 1x Pair of Door Hangers, 1x Pair Door Guides & Screws, 1x Rubber Buffer, 1x Spanner and 30x Fixing Screws)	Glide2
Glide Pocket Door Jointing Kit for Double Pocket Doors	GlideJK
Push to Open Buffer	PDPL
Glide Pocket Door Softclose (80kg capacity)	GlideSC80

# Glide Pocket Door Specifications

Specification	
Glide 1	Glide 2
Maximum door panel weight: 90kg	Maximum door panel weight: 90kg
Door width: 608mm - 915mm	Door width: 608mm - 1200mm
Maximum Door height: 2032mm	Maximum Door height: 2400mm
Door Thickness: 35mm - 44mm	Door Thickness: 35mm - 44mm

## Timber Door Details



## Glass Door Details

